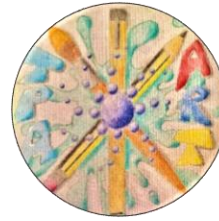


Year 8 Art Knowledge Organiser – Term 6

I will be able to...

- Use all my previous skills and previously learned techniques to use palette knives.
- Be able to critically analyse “Starry Night”.
- Be able to create clear impasto techniques.
- Have a deeper understanding of Van Gogh’s art journey and personal life.
- Be able to create an personal opinion about Van Gogh’s art.
- Create a personal textile final piece inspired by Van Gogh’s Starry Night.



Key Vocabulary



Elements of Art

Texture – Is one of seven elements of art. It is used to describe the way a 3D work actually feels when touched.

Shape – Shapes are flat, enclosed areas that are two-dimensional (width and height). Artists use both geometric and organic shapes.

Form – Three-dimensional and can be viewed from many angles. Forms have volume and take up space.

Tone – describes the lightness or darkness of a surface. To show form at least three different tones should be used; shadows, mid-tones and highlights.

Line - A path made by a moving point through space.


Techniques and Processes

Impasto – Describes areas of the surface of a painting which are heavily built up with paint layers. It is highly textured; brush or palette knife marks are usually clearly evident.

Palette knife painting - Is not just a tool for mixing paint on your palette, it is used to create some pretty stunning effects on paintings which are not possible with a brush.


Textile Art - Is art that uses varying materials and fibres to produce decorative, artistic objects. It's one of the oldest forms of art in history

Embroidery- Art of decorating material, primarily textile fabric, by means of a needle and thread.




Landscape
Portraits
Natural forms

Vincent Van Gogh




Mark Making
Shading, Painting, Colouring
Collage
Textile
Embroidery


Early life
Art career
Mental health



Field of Crows



Sunflower



Starry Night